


Const, Let & Objects

Const, Let &
Objects



PLAY VIDEO

Using const & let. Declaring
and using objects.

var

- The variable statement declares a variable, optionally initializing it to a value.

```
// String  
var greeting = "hello";  
  
// Number  
var favoriteNum = 33;  
  
// Boolean  
var isAwesome = true;  
  
// undefined  
var foo;  
var setToUndefined = undefined;  
  
// null  
var empty = null;
```


const

- Similar to the var statement*
- However, the value cannot be redeclared or reassigned.
- It is thus CONSTANT

```
// String  
const greeting = 'hello';  
// Number  
const favoriteNum = 33;  
// Boolean  
const isAwesome = true;
```

* *but block scoped. More on this later...*

const Errors



```
// Number  
const favoriteNum = 33;  
  
favoriteNum = 23;
```

- Cannot change your mind once const initialised
- Reassignment prohibited - error if attempted.

```
> const favoriteNum = 33;  
   favoriteNum = 23;  
✖ ▶ Uncaught TypeError: Assignment to constant variable.  
    at <anonymous>:3:13  
  
> |
```

let

- The let statement declares a variable, optionally initializing it to a value.
- The variable may be assigned a different value at any time

```
// Number  
let favoriteNum = 33;  
favoriteNum = 23;
```

Always use **const** or **let**

Never use **var** - it can be considered obsolete for our purposes

Primitive Data Types

- 6 Primitive Data Types
- JavaScript is known as a "weakly" typed language.
- This means is that when you create variables and assign them to values, you do not have to specify the type of data you are working with.

```
// String  
const greeting = "hello";  
  
// Number  
let favoriteNum = 33;  
  
// Boolean  
const isAwesome = true;  
  
// undefined  
let foo;  
let setToUndefined = undefined;  
  
// null  
let empty = null;
```

Object Data Types

- Whereas primitive data typed variables hold individual values. e.g:
 - numbers
 - strings
 - boolean etc...
- Object types can hold *more than one value*. e.g.:
 - a number AND a string.
 - 2 numbers and a boolean and a string
 - 3 strings and 2 numbers
- Objects are central to creating interesting and powerful programs

Creating an Object


- Introduces single variable called 'homer'.
- This is an object with two fields
 - firstName, containing 'homer'
 - lastName, containing 'simpson'

```
const homer = {  
  firstName: 'homer',  
  lastName: 'simpson',  
};
```

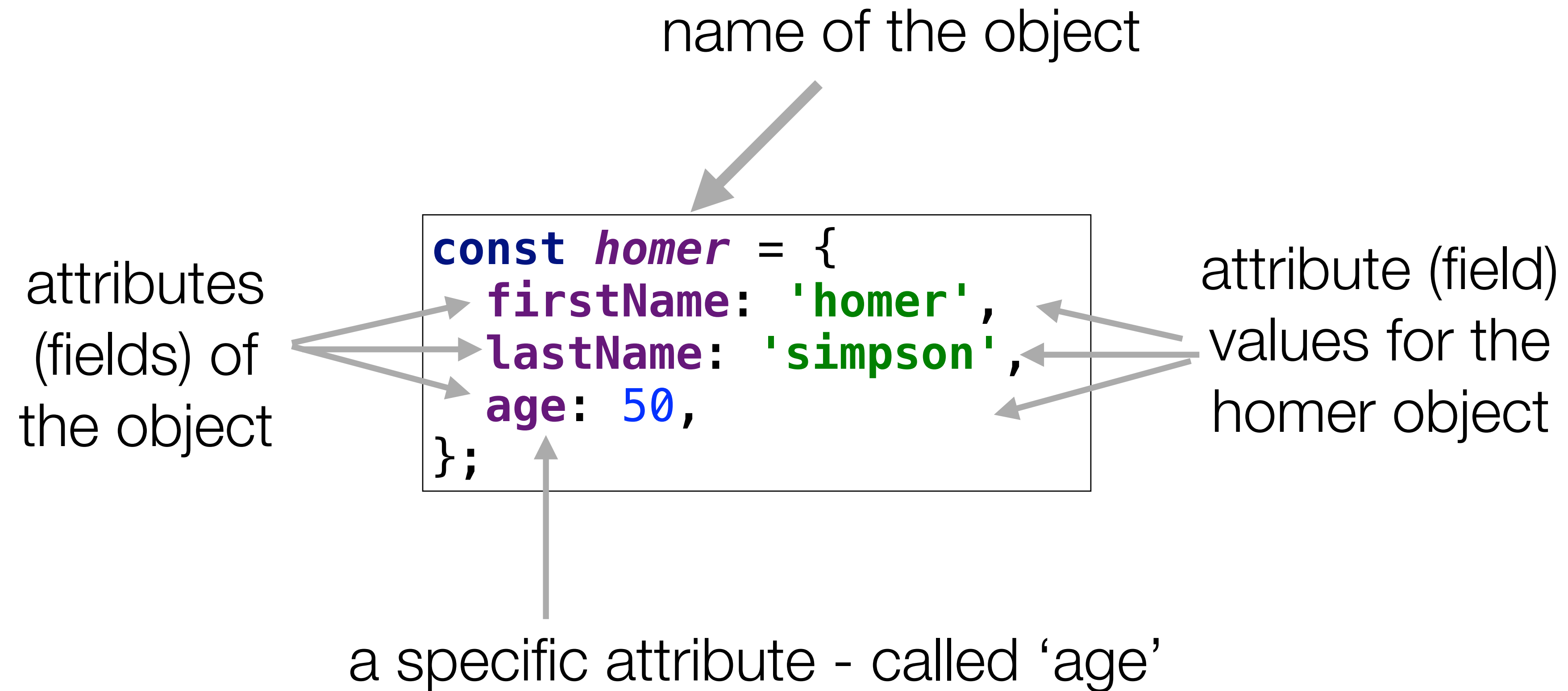

Objects with Strings & Numbers

```
const bart = {  
  firstName: 'bart',  
  lastName: 'simpson',  
  age: 10,  
};  
  
console.log(bart);
```

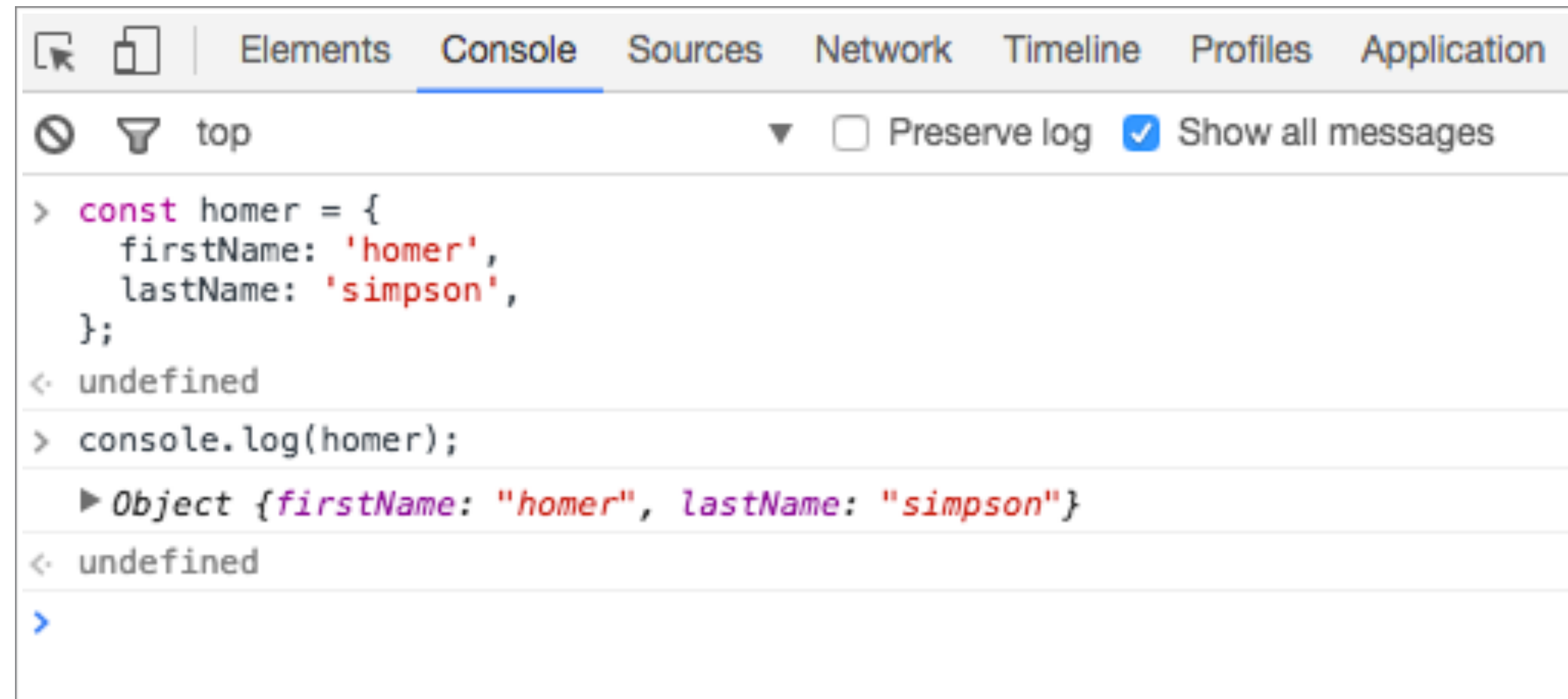
- An object containing 2 strings and a number.

 { firstName: 'homer', lastName: 'simpson' }

Anatomy of an Object



Objects in the Console



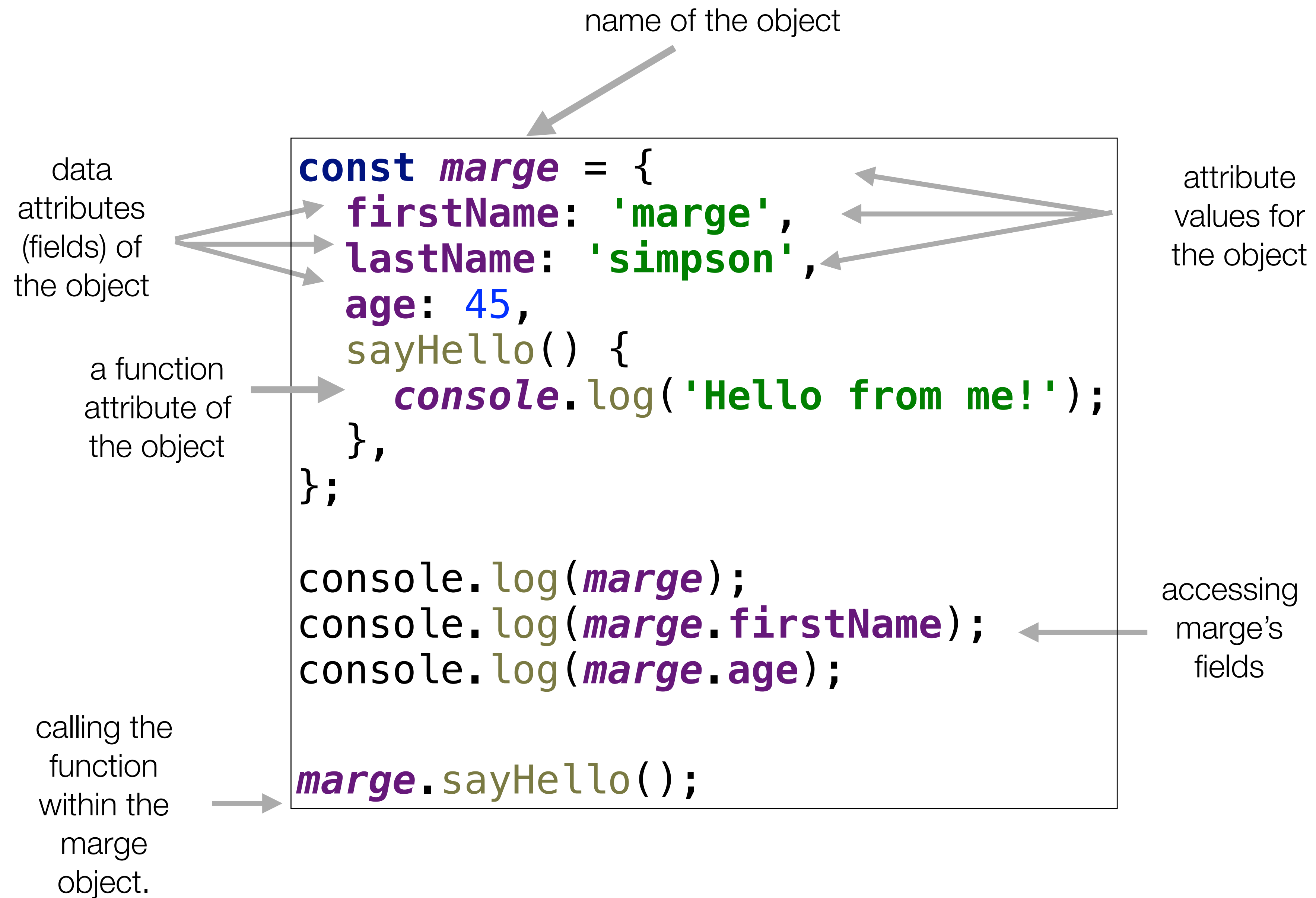
```
Elements Console Sources Network Timeline Profiles Application
top [v] [x] Preserve log [x] Show all messages
> const homer = {
  firstName: 'homer',
  lastName: 'simpson',
};
< undefined
> console.log(homer);
▶ Object {firstName: "homer", lastName: "simpson"}
< undefined
>
```

- We can paste code directly in the console for experimentation purposes
- Can be useful when learning or to clarify your understanding about some syntax/feature

Objects with Functions


```
const marge = {
  firstName: 'marge',
  lastName: 'simpson',
  age: 10,
  sayHello() {
    console.log('Hello from me!');
  },
};

marge.sayHello();
```



this refers to
the 'current'
object. Ned in
this case

```
const ned = {  
  firstName: 'ned',  
  lastName: 'flanders',  
  age: 45,  
  speak() {  
    console.log('How diddley do? says ' + this.firstName);  
  },  
};  
  
ned.speak();
```



How diddley do? says ned